




F5 Americas Partner Enablement Guide



Enabling Our Partners

Everything you need to know about F5's Accreditations and Certifications. And the resources available to equip you with F5 knowledge and expertise.

1.

VISIT PARTNER CENTRAL

Gain access to a complete library of information and guidance for F5 Unity Partners

2.

LEVERAGE F5 UNIVERSITY

Find a wealth of e-learning on the complete F5 Portfolio

3.

ATTEND ENABLEMENT SESSIONS

Register to attend Partner enablement sessions, both in person and via Webinar

4.

GET SOME HANDS ON

Allow your technical colleagues to get hands on access to the BIG-IP

5.

WORK WITH DISTRIBUTION

Understand the value and assistance that can be provided by our distribution partners, to best leverage their skills and services

6.

WORK WITH F5

Get a better understanding of the Unity Program and develop a strategic relationship with your F5 sales team

Step 1: Partner Central



Register a Deal

F5 Partner Central

Visit <https://partners.f5.com>

F5 Partner Central is here to empower you with the knowledge and resources you'll need to reach more customers with our high-quality, high-margin solutions. Use this site to explore, learn, & grow your business with the F5 Unity Program.

Ready to register a deal?

Fill out the form below to register a qualified sales opportunity in the F5 system. For details about the registration process, please read the [F5 Deal Registration FAQ](#).



Register a
Deal



SOLUTIONS

Deliver solutions that empower your customers



PRODUCTS

Leverage the industry's most powerful platforms



MARKETING

Leverage powerful marketing tools



PROGRAMS

A world-class program for world-class partners

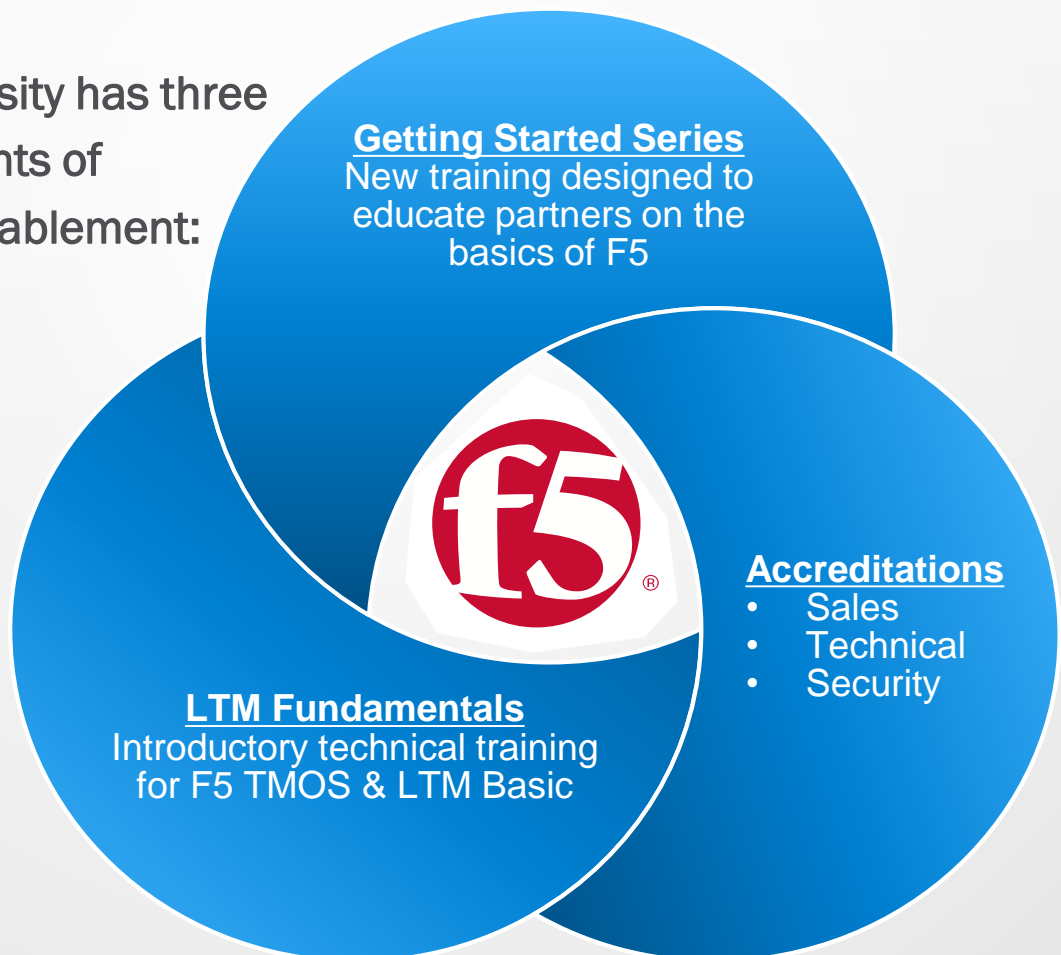
Step 2: Leverage F5 University

F5 UNIVERSITY E-LEARNING



Home Training Catalog My Training F5 Training Lab

- F5 University is a free e-learning portal available to Channel partners.
- The University has three key elements of partner enablement:



<https://university.f5.com>

F5 University – Accreditations

All learning paths include a series of self-paced learning modules followed by an assessment.

F5 SALES ACCREDITATION

- For Sales Professionals
- General F5 Synthesis messaging

F5 TECHNICAL SALES ACCREDITATION

- For Pre-Sales Professionals
- General F5 Technical overview
- Covers TMOS, BIG-IP & modules

F5 Sales Accreditation

Become fluent in F5 products and how to sell and integrate them into the customer environment. These accreditation programs help you to increase sales and grow deals:

- The [F5 Security Sales Accreditation](#) **for sales and technical roles** will give you a framework and reference resource for F5's unique and powerful security solutions.
- The [F5 Sales Accreditation](#) helps sales professionals identify F5 sales opportunities.
- The [F5 Technical Sales Accreditation](#) provides sales engineers with information on F5's functionality, benefits, and core deployment architectures.
- The [F5 Traffix SDC Sales Accreditation](#) is intended for sales professionals who are selling F5's diameter solution into the Service Provider environment.

F5 SECURITY SALES ACCREDITATION

- For Sales Professionals
- Focus on F5 Security Solutions Portfolio

F5 TECHNICAL SECURITY ACCREDITATION

- For Pre-Sales Professionals
- Focus on F5 Security Solutions Portfolio

F5 University – Getting Started

F5 Getting Started Series

Become fluent in F5 products and how to integrate them in your company's environment. The [F5 Getting Started Series](#) of free web-based training courses offers you the chance to:



Explore the features and functionality of F5 solutions and how to leverage them to solve typical business problems



Learn how to perform basic BIG-IP administration and configuration tasks



Discover the tools available for you to customize application delivery to meet your business needs

[Go to F5 Getting Started Series.](#)



Getting Started:
Start Here

Series Introduction



Getting Started
with BIG-IP®

Part One

Part Two



Getting Started with BIG-IP LTM™
Part One Part Two



Getting Started with BIG-IP GTM™



Getting Started with BIG-IP ASM™



Getting Started with BIG-IP APM®



Getting Started with BIG-IQ™

F5 University – LTM Fundamentals

To Access the LTM Fundamentals course:

- Select Training Catalogue from the left hand menu
- Expand Product and Solution Training

[Home](#)
[Training Catalog](#)
[My Training](#)
[F5 Training Lab](#)
[Additional Training & Resources](#)

Course List

Training Catalog

- ▶ F5 Technical Sales Accreditation
- ▶ F5 Sales Accreditation
- ▶ F5 Security Accreditation
- ▶ ARX for Channel SEs
- ▶ CIO Whiteboard Demonstration
- ▶ Product Launches
- ▶ Getting Started with F5 Products
- ▼ Product and Solution Training

LTM Fundamentals (written for TMOS v11.4)

Module 1: Initial Installation

Module 1: Initial Installation - Quiz

Module 2: Processing Traffic

Module 2: Processing Traffic - Quiz

Module 3: Virtual Servers

Module 3: Virtual Servers - Quiz

Module 4: Pools and Load Balancing

Module 4: Pools and Load Balancing - Quiz

Module 5: Using Monitors

Module 5: Using Monitors - Quiz

Module 6: Using Profiles

Module 6: Using Profiles - Quiz

Module 7: Performance Profiles

Module 7: Performance Profiles - Quiz

Module 8: Persistence Profiles

Module 8: Persistence Profiles - Quiz

Module 9: SSL Termination and SSL Offload

Module 9: SSL Termination and SSL Offload - Quiz

Module 10: NATs and SNATs

Module 10: NATs and SNATs - Quiz

Module 11: Using iRules

Module 11: Using iRules - Quiz

Module 12: Using iApps

Module 12: Using iApps - Quiz

Lab exercises related to this training can be completed on a local vLab

Step 3: Enablement Sessions

SALES PLAY PARTNER WEBINARS

F5 hosts a regular webinar series for channel partners to keep you current on the latest in F5 solutions. Please check the Partner Central site regularly to find upcoming webinars as well as recordings of past webinars on-demand.

<https://partners.f5.com/learning/webinars>



Register for the webinar

New BIG-IP v12: Enhance Your Cloud and Security Services Webinar
Wednesday, September 30, 2015 | 10:00am - 11:00am PDT

CHANNEL TECHNICAL BRIEFINGS

TARGET AUDIENCE

Exclusive to members of the F5 Unity Channel partner program
Aimed at Presales Consultants & Solution Architects

EVENT FORMAT

Half day face-to-face, in person session held at F5's ITC
Gain insight into F5 Solutions and learn from subject matter experts

REGISTRATION

Invites are sent out to Channel partner technical mailing list only
Email AmerChannelSEs@f5.com to request future invitations



Step 4: Get Some Hands-On

F5 has developed a Virtual Lab Infrastructure for use by Channel Partners to gain essential hands-on experience with the F5 Portfolio

PRODUCTS

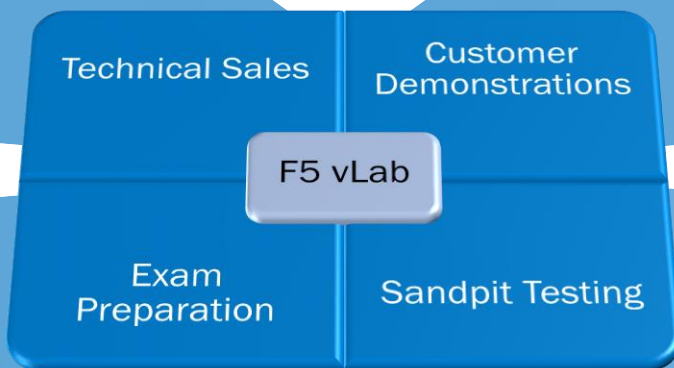
Virtual Labs (vLab)

Show your expertise in our configurations to help you become a trusted advisor for the customer



Use your laptop to demonstrate key F5 solution offerings and accelerate technical closure

Gain essential experience with F5 products to ensure exam success



Gain confidence with individual features, functionality and configuration upgrades across all BIG-IP modules

Download the latest BIG-IP VE from:
<https://downloads.f5.com>

Download the latest Virtual Lab Environment (vLab) from:
<https://downloads.f5.com>

Request the authorization to create Strongbox VE evaluation license:
Email to strongbox@f5.com, with the following information:

Full Name

Company Email

Contact Number

Country

Step 5: Work with Distribution



F5® Unity® Partner Program

Value Added Distributor

Distributors of F5 technologies, provide a broad range of services for F5 Unity Partners



F5 Distributors provide a variety of enablement services, typically but not exclusively, comprised of the following:

Partner Pre-Sales Boot Camps

Sales Accreditation Workshops

Joint Marketing Events

Pre-Sales Enablement Sessions

Step 6: Work with F5

AMER Channel Management

Keith McManigal, RVP Channel Sales
k.mcmanigal@f5.com
(206) 272-7536

Lisa Citron, Sr Director, Channel Sales
l.citron@f5.com
(973) 223-0717

Jeff Hilliard, Sr Manager, Channel Sales
j.hilliard@f5.com
(303) 591-6391

Mark DiMinico, Sr Manager, Systems Engineering
m.diminico@f5.com
(631) 559-1889

AMER Channel Account Managers

Rosie Shea
r.shea@f5.com
(408) 273-4896
N. Cal USA

Toni Chumley
t.chumley@f5.com
(303) 886-6702
Northwest USA

Steve Reed
s.reed@f5.com
(949) 285-3211
Southwest USA

John Plain
j.plain@f5.com
(630) 408-2229
S. Central USA

Jennifer Boerum
j.boerum@f5.com
(952) 215-9566
N. Central USA

Jeff George
jeff.george@f5.com
(703) 608-0283
MidAtlantic USA

Cal Hopkins
c.hopkins@f5.com
(312) 806-8629
N. Central USA

Rita Ha
r.ha@f5.com
(703) 489-5074
Fed/Civ/Intel USA

David Thomas
d.thomas@f5.com
(703) 930-9623
Fed/DoD USA

Bridget Kamarad
b.kamarad@f5.com
(770) 287-4829
Southeast USA

Christine Rau
c.rau@f5.com
(973) 452-0152
NY USA

Stacy Wilson
s.wilson@f5.com
(416) 268-7878
W. Canada

Jeff Fox
j.fox@f5.com
(613) 297-6660
E. Canada

Michelle Marchand
m.marchand@f5.com
(860) 830-8388
Northeast USA

Samuel Rodriguez
s.rodriguez@f5.com
+52 5563806096
Mexico

Juan Villalobos
(954) 707-7124
j.villalobos@f5.com
ROLA

Rafael Venancio
r.venancio@f5.com
+55 2196678174
Brazil

Jaimie Kander
j.kander@f5.com
(858) 774-1824
Security Specialist

AMER Channel System Engineers

Orlando Santiago
o.santiago@f5.com
(215) 622-6073
Security Specialist

Patrick Osewalt
patrick@f5.com
(206) 390-1872
Security Specialist

Eric Mitchell
e.mitchell@f5.com
(813) 404-1628
East, Fed

Leif Rasmussen
l.rasmussen@f5.com
(402) 408-9415
Central

Ed Rabago
e.rabago@f5.com
(503) 949-6162
West

Greg Godar
g.godar@f5.com
(314) 591-7747
Strategic

Contact the Channel SE team @ AMERChannelSEs@f5.com

Additional Information

- Attend formal F5 training courses:
 - <https://f5.com/education/training>
- Consider F5 Professional Certifications:
 - <https://f5.com/education/certification>
- Make sure to register for Partner Central:
 - <https://partners.f5.com>
- Register a Deal:
 - <https://partners.f5.com/program/deal-registration>
- Self-study to become an F5 Certified Administrator: See Appendix A

**For further information
please contact your F5
Channel team!**





How to become an F5 Certified Administrator - Partner Guide



F5 Certified Administrator Overview



CERTIFICATION OVERVIEW

An F5 Professional Certification represents a new breed of technologist capable of manipulating the entire application stack from traditional network knowledge all the way to advanced application layer understanding, with a unique capability to integrate the two. The ability to bridge these two worlds is critical to the increasingly mobile and cloud-based solutions being implemented around the world today

WHY GET CERTIFIED

Advance your career

- An F5 certification gives technologists a high-quality, credible certification that is a differentiator for candidates, and a strategic, competitive advantage for organizations employing them. An F5 Certified candidate has proven that they have the skills and experience necessary to achieve superior design, installation and management of Software Defined Application Service (SDAS) technologies.

Skills validation

- F5 Certified exams test the skills and knowledge necessary to be successful when working with today's application delivery challenges. Our technically relevant and appropriate exams deliver consistently reproducible results that guarantee excellence in those that achieve certification.

Unity Partner Status

- There is a requirement for Presales Consultants and Solution Architects with a Silver and Gold Unity Partner to hold the F5 Certified Administrator status

CERTIFICATION REQUIREMENT

- Exam 101 – Application Delivery Fundamentals
- Exam 201 – TMOS Administration

Further Information: Visit <https://f5.com/education/certification>

Application Delivery Fundamentals

EXAM SUMMARY

Identify candidates who possess knowledge and understanding of the concepts and technology standards that are applicable to application delivery engineers and iRules developers working with F5 products, e.g., BIG-IP Local Traffic Manager (LTM), BIG-IP Global Traffic Manager (GTM), BIG-IP Application Security Manager (ASM), BIG-IP Access Policy Manager (APM), BIG-IP WebAccelerator

SUMMARY DESCRIPTION OF THE MQC

The minimally qualified candidate (MQC) has a basic understanding of network fundamentals, protocols, and common traffic management concepts. The MQC also has a basic understanding of the solutions F5 offers and their general purpose.

DETAILS

EXAM NUMBER:	101
PRODUCTS:	Local Traffic Manager Global Traffic Manager Access Policy Manager
DESIGNED FOR:	Network Administrator
EXAM BLUEPRINT:	
	http://www.f5.com/pdf/certification/exams/blueprint-app-delivery-fundamentals-exam.pdf
FURTHER INFORMATION:	
	https://f5.com/education/certification/certification-exams/exam-101-application-delivery-fundamentals-1380

TMOS Administration

EXAM SUMMARY

Identify candidates who understand how TMOS interacts with industry standards and can independently perform day-to-day operations and basic troubleshooting of TMOS-based devices in various application environments after it has been installed, configured, and implemented.

SUMMARY DESCRIPTION OF THE MQC

The minimally qualified candidate (MQC) is capable of performing day-to-day operations of a TMOS-based devices which have already been installed. The MQC is not expected to be able to install or configure devices from scratch, but to have a full understanding of the objects defined on the device, where they exist and how to modify them if necessary. The MQC is also capable of basic troubleshooting of a TMOS-based device in order to provide full, accurate and appropriate information to senior engineers and/or F5 support.

DETAILS

EXAM NUMBER:	201
PRODUCTS:	LTM, GTM, APM, AFM, ASM, AAM, EM
DESIGNED FOR:	Network Administrator
EXAM BLUEPRINT:	
FURTHER INFORMATION:	

<http://www.f5.com/pdf/certification/exams/blueprint-tmos-administration.pdf>

<https://f5.com/education/certification/certification-exams/exam-201-tmos-administration-1381>

Exam Preparation Schedule

F5 appreciate that all candidates have varying backgrounds and skillsets. As such this guide should be treated as a recommended approach only. The schedule below is designed to maximise your potential opportunity for passing the exam, but will not replace a background of general networking experience and F5 knowledge.

SCHEDULE	
STAGE 1	Attend initial F5 Architecture Overview Whiteboard session
STAGE 2	Complete F5 Sales Accreditation in F5 University Please visit https://university.f5.com
STAGE 3	Complete F5 Getting Started Series in F5 University (up to LTM)
STAGE 4	Study F5 101 Application Delivery Fundamentals Blueprint http://www.f5.com/pdf/certification/exams/blueprint-app-delivery-fundamentals-exam.pdf
STAGE 5	Watch the 101 Bootcamp Video in F5 University
STAGE 6	Complete F5 101 Application Delivery Fundamentals Exam
STAGE 7	Complete F5 LTM Fundamentals in F5 University
STAGE 8	Setup F5 vLab 1. Request “vLab Setup and Configuration Guide – Partners” from Channel Team 2. Complete LTM Fundamentals Lab Exercises using your vLab 3. Hands-on experience with F5 products is essential to complete the 201 exam
STAGE 9	Complete F5 Getting Started Series in F5 University GTM, ASM, APM
STAGE 10	Complete F5 Technical Security Sales Accreditation from F5 University
STAGE 11	Study F5 201 TMOS Administration Blueprint http://www.f5.com/pdf/certification/exams/blueprint-tmos-administration.pdf A more detailed unofficial study guide can be requested from the Channel Team
STAGE 12	Watch the 201 Bootcamp Video in F5 University
STAGE 13	Complete F5 201 TMOS Administration Exam

F5 University Overview



F5 University is a free e-learning portal available to Channel partners.

The University has three key elements of partner enablement:

ACCREDITATIONS

- There are 3 online learning paths related to the 4 Sales & Technical Sales Accreditations that are required for the F5 Unity partner program.
- The 3 e-learning tracks are, Sales, Technical Sales and Security Sales. Each track ranges from 6 to 12 hours of self paced e-learning, with a final assessment leading to the relevant Accreditation.
- The 4 Accreditations are targeted against both Sales and Presales, with 2 for each role.

GETTING STARTED SERIES

- A new training specifically design to educate partners on the basics of F5.
- Become Fluent in F5 products and how to integrate them into your customer's environment.

LTM FUNDAMENTALS

- All Presales and Post-sales consultant should use LTM Fundamentals as the initial introductory training for F5 Basics and LTM.
- The e-learning is broken down into several modules which include assessments to track progress and understanding.
- There are multiple Lab exercises that need to be completed during the training in order to maximise hands-on experience and learning. Partners are recommended to create a vLab on their laptop, or in a suitable Demo/Lab environment.

Registration: Visit <https://university.f5.com/> and create an account using your corporate email address.

F5 University – Accreditations

All Learning paths include a series on self-paced learning modules followed by a separate Assessment.

F5 SALES ACCREDITATION

- For Sales Professionals
- General F5 Synthesis Messaging

F5 TECHNICAL SALES ACCREDITATION

- For Pre-Sales Professionals
- General F5 Technical Overview
- Covers TMOS, BIG-IP & modules

F5 Sales Accreditation

Become fluent in F5 products and how to sell and integrate them into the customer environment. These accreditation programs help you to increase sales and grow deals:

- The [F5 Security Sales Accreditation](#) **for sales and technical roles** will give you a framework and reference resource for F5's unique and powerful security solutions.
- The [F5 Sales Accreditation](#) helps sales professionals identify F5 sales opportunities.
- The [F5 Technical Sales Accreditation](#) provides sales engineers with information on F5's functionality, benefits, and core deployment architectures.
- The [F5 Traffix SDC Sales Accreditation](#) is intended for sales professionals who are selling F5's diameter solution into the Service Provider environment.

F5 SECURITY SALES ACCREDITATION

- For Sales Professionals
- Focus on F5 Security Solution Portfolio

F5 TECHNICAL SECURITY ACCREDITATION

- For Pre-Sales Professionals
- Focus on F5 Security Solution Portfolio

F5 University – Getting Started

F5 Getting Started Series

Become fluent in F5 products and how to integrate them in your company's environment. The [F5 Getting Started Series](#) of free web-based training courses offers you the chance to:



Explore the features and functionality of F5 solutions and how to leverage them to solve typical business problems



Learn how to perform basic BIG-IP administration and configuration tasks



Discover the tools available for you to customize application delivery to meet your business needs

[Go to F5 Getting Started Series.](#)



Getting Started:
Start Here

Series Introduction



Getting Started
with BIG-IP®

Part One

Part Two



Getting Started with BIG-IP LTM™
Part One Part Two



Getting Started with BIG-IP GTM™



Getting Started with BIG-IP ASM™



Getting Started with BIG-IP APM®



Getting Started with BIG-IQ™

F5 University – LTM Fundamentals

To Access the LTM Fundamentals course:

- Select Training Catalogue from the left hand menu
- Expand Product and Solution Training

[Home](#)
[Training Catalog](#)
[My Training](#)
[F5 Training Lab](#)
[Additional Training & Resources](#)

Course List

Training Catalog

- ▶ F5 Technical Sales Accreditation
- ▶ F5 Sales Accreditation
- ▶ F5 Security Accreditation
- ▶ ARX for Channel SEs
- ▶ CIO Whiteboard Demonstration
- ▶ Product Launches
- ▶ Getting Started with F5 Products
- ▼ Product and Solution Training

LTM Fundamentals (written for TMOS v11.4)

Module 1: Initial Installation

Module 1: Initial Installation - Quiz

Module 2: Processing Traffic

Module 2: Processing Traffic - Quiz

Module 3: Virtual Servers

Module 3: Virtual Servers - Quiz

Module 4: Pools and Load Balancing

Module 4: Pools and Load Balancing - Quiz

Module 5: Using Monitors

Module 5: Using Monitors - Quiz

Module 6: Using Profiles

Module 6: Using Profiles - Quiz

Module 7: Performance Profiles

Module 7: Performance Profiles - Quiz

Module 8: Persistence Profiles

Module 8: Persistence Profiles - Quiz

Module 9: SSL Termination and SSL Offload

Module 9: SSL Termination and SSL Offload - Quiz

Module 10: NATs and SNATs

Module 10: NATs and SNATs - Quiz

Module 11: Using iRules

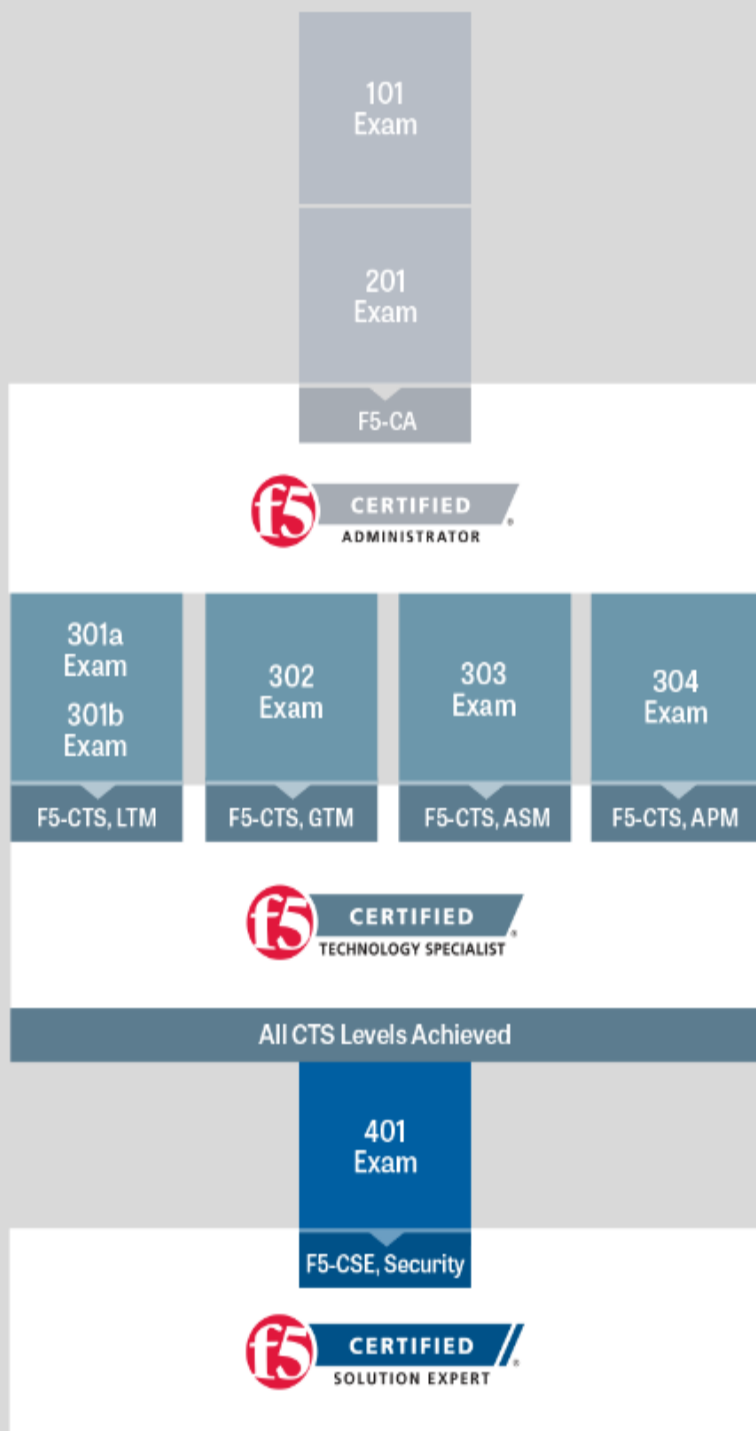
Module 11: Using iRules - Quiz

Module 12: Using iApps

Module 12: Using iApps - Quiz

Lab exercises relating to this training can be completed on a local vLab

Certifications Levels and Requirements



F5 Certified BIG-IP Administrator (F5-CA)

F5-CA Requirements

[Exam 101 - Application Delivery Fundamentals](#)

[Exam 201 - TMOS Administration](#)

F5 Certified Technology Specialists (F5-CTS)

F5-CTS LTM Requirements

– F5-CA Certification

[Exam 301a - LTM Specialist: Architect, Setup, and Deploy](#)

[Exam 301b - LTM Specialist: Maintain and Troubleshoot](#)

F5-CTS GTM Requirements

– F5-CA Certification

[Exam 302 - GTM Specialist](#)

F5-CTS ASM Requirements

– F5-CA Certification

[Exam 303 - ASM Specialist](#)

F5-CTS APM Requirements

– F5-CA Certification

[Exam 304 - APM Specialist](#)

F5 Certified Solution Expert (F5-CSE)

F5-CSE Security Requirements

– F5-CA Certification

– F5-CTS LTM Certification

– F5-CTS GTM Certification

– F5-CTS ASM Certification

– F5-CTS APM Certification

[F5-CSE Security exam](#)

F5 Certification Process

- Register with F5 Credential Management System (CMS)
 - Create a new account here:
<https://i7lp.integral7.com/durango/do/login?ownername=F5&channel=F5&basechannel=integral7>
 - Please select the registration link and follow the procedure to request an account.
- Fill out Profile Information and forward to Pearson VUE
 - After you have completed your registration you will receive a confirmation email.
 - You will then need to revisit the F5 CMS website and complete some profile information.
 - Once you have completed your profile, there will be an option to forward the information to Pearson VUE to create an F5 specific account.
 - (You will need to follow this procedure even if you already have an existing Pearson VUE account).
- Book Exam – F5 endeavours to only select the highest grade of Pearson VUE training centers to maximise the integrity of our Certifications,. As such, you may need to travel to find a suitable exam slot. Exams should be booked far enough in advance to ensure you have time to prepare.
- Exam Day – Get a good nights sleep, review the Blueprint, be on time, remember your ID, keep calm and pass!



The screenshot shows the F5 Credential Management System Login page. At the top, there is a navigation bar with links for Support, Global Sites, How to Buy, Careers, and Contact. Below this is a search bar. The main header features the F5 logo and the tagline "IT agility. Your way." followed by a search button. A horizontal menu contains links for HOME, ABOUT F5, SOLUTIONS, PRODUCTS, SERVICES, PARTNERS, NEWS, RESOURCES, and COMMUNITY. The page title is "F5 CREDENTIAL MANAGEMENT SYSTEM LOGIN". On the left, there is a sidebar with links for Login, Register for an Account, and Forgot Password. The main content area features the F5 logo, the word "CERTIFIED" with a double slash, and a section titled "F5 TCP CANDIDATES LOGIN BELOW:". Below this, a message states: "Thank you for visiting the F5 Credential Manager System. This area requires candidate authentication. Login below, or register to begin your journey to becoming F5 Certified." There is a login form with fields for USERNAME and PASSWORD, a LOGIN button, and links for Register for an Account and Forgot Password. An image of a person at a computer is also visible.

Good Luck!